

DISCOVER. CONNECT. ACHIEVE.

IN THE RESEARCH TRIANGLE REGION

REGIONAL PROFILE



WITH DELTA, INNOVATION MEETS OPPORTUNITY.

Raleigh-Durham is on the rise.

With some of the world's top universities and most forward-thinking companies, this region is a growing center for global innovation. That's why Delta is proud to be the official airline for the Research Triangle Regional Partnership, and we make it our priority to connect you to every opportunity.

As RDU's #1 airline, Delta offers nearly 80 flights per day to over 29 nonstop destinations connecting you to the world. Since 2010, we've more than doubled our annual seat offering in RDU—from 1.2 million in 2010 to 2.5 million in 2019. Plus, one-stop access to more than 120 destinations in Europe, the Middle East, Africa and India via our partners means you're never too far from the next big break.

What's more, Delta and our partners Air France and KLM are committed to supporting small- to medium-sized businesses on their journey to success. It's why we offer our industry-leading corporate loyalty programs, SkyBonus for U.S. based companies and BlueBiz for U.K. based companies. Learn more about the benefits at www.skybonus.delta.com and www.bluebiz.com.

Together, we'll share Raleigh-Durham's greatest ideas with the world. Thanks for flying with us.

Seattle/Tacoma

Salt Lake City

Las Vegas

Los Angeles





CANADA

Paris (CDG)

• Minneapolis/St. Paul

Boston

Chicago
(ORD)

Detroit

Hartford

Cleveland

Newark

LGA

New York

JFK

Pittsburgh

Baltimore

Philadelphia

Indianapolis

Cincinnati

Washington, D.C. (DCA)

Nashville

Raleigh/Durham

Atlanta

Austin

Jacksonville

New Orleans

Orlando

Tampa/St. Petersburg

Ft. Myers/Naples

Ft. Lauderdale/Hollywood

Miami

BAHAMAS

MEXICO

Cancún

KEEP CLIMBING



DELTA



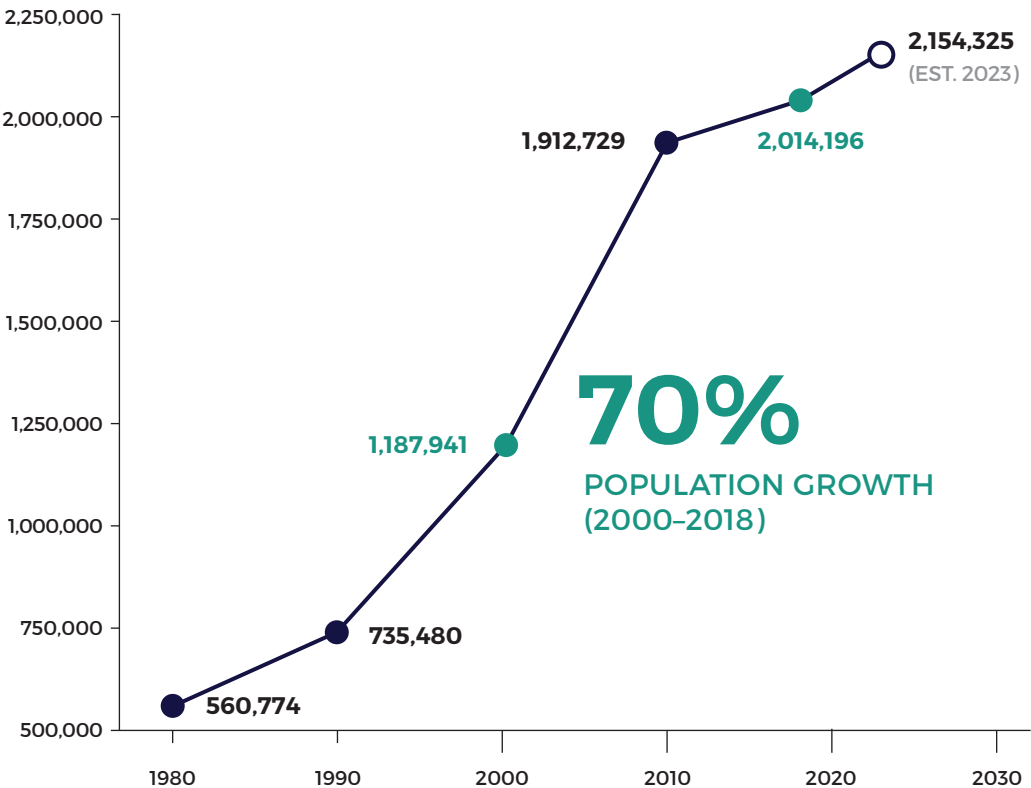
© 2019 Delta Air Lines Inc. 09/19 006180

REGIONAL POPULATION

Located in the heart of North Carolina, the Research Triangle Region gets its name from Research Triangle Park and three Tier 1 research universities—Duke University, North Carolina State University and the University of North Carolina Chapel Hill—located only minutes apart.

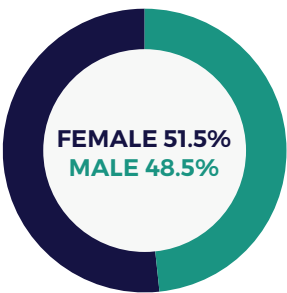
The region is comprised of ten member counties and the Research Triangle Park. A diverse business ecosystem, talented workforce, and high quality lifestyle are major factors in the area's continued growth.

Regional Population Growth, 1980-2023



37

MEDIAN AGE



67%

POPULATION BETWEEN
THE AGES OF 15 - 64

76

PEOPLE MOVE TO THE
REGION EVERY DAY



\$174,830

REGIONAL MEDIAN
HOME VALUE



\$76,557

REGIONAL MEDIAN
HOUSEHOLD INCOME

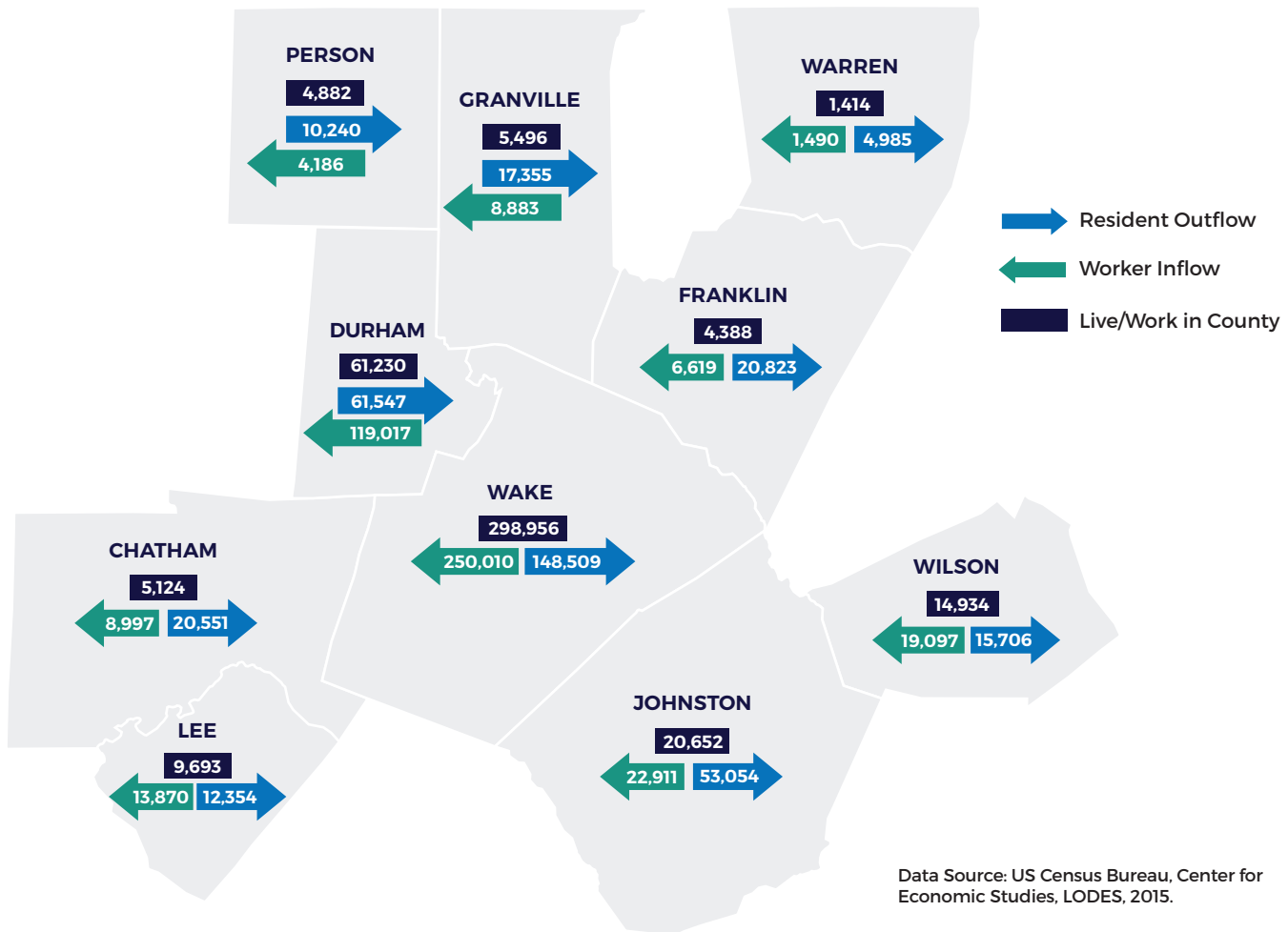


1,039,775

REGIONAL LABOR FORCE

CONNECTIVITY

Centrally located between New York and Miami, the Research Triangle Region is easily accessible by Raleigh-Durham International Airport, six regional airports, two ports, and multiple interstates that span from Florida to New York and North Carolina to California.



RDU

RANKED THE MOST CONNECTED MEDIUM-SIZED AIRPORT IN THE U.S.

12.8 MILLION PASSENGERS IN 2018

400+ DAILY FLIGHTS

42% INCREASE SINCE 2010

Over 65 nonstop destinations
7 international destinations
11 major airlines



RAIL

CSX, Norfolk Southern, and North Carolina Railroad Company



ACCESS

Located in between New York and Miami
Interstates: I-40, I-95, I-85
Less than three hours to two deep water ports

EDUCATION

With 10 colleges and universities and 7 community colleges producing more than 42,000 annual graduates, the Research Triangle Region is well-equipped to meet the needs of its growing industries.



Duke
UNIVERSITY

15,892

TOTAL STUDENTS

#8

BEST UNIVERSITY IN
THE NATION

Data Source: Duke University,
U.S. News & World Report, May 2019

10.5 miles

24.3 miles

25.3 miles



THE UNIVERSITY
of NORTH CAROLINA
at CHAPEL HILL

30,011

TOTAL STUDENTS

#5

BEST PUBLIC UNIVERSITY
IN THE NATION



Data Source: University of North Carolina
at Chapel Hill, U.S. News & World Report, May 2019

COLLEGES, UNIVERSITIES AND COMMUNITY COLLEGES



176,000

TOTAL STUDENTS ENROLLED
IN HIGHER EDUCATION



42,000

ANNUAL GRADUATES



\$2.72B

R&D RESEARCH CONDUCTED
AT TIER 1 UNIVERSITIES



3,987

DOCTORATE DEGREES
AWARDED IN 2017

NC STATE UNIVERSITY

35,479

TOTAL STUDENTS

\$6.5B

ANNUAL STATEWIDE
ECONOMIC IMPACT

Data Source: NC State University, May 2019



Photo Credit:
Becky Kirkland/
NC State University



TARGETED INDUSTRIES

ADVANCED MANUFACTURING

\$2.2 BILLION

CONTRIBUTED TO GROSS REGIONAL PRODUCT

- **180** firms
- **12,570** employees
- **\$86,000** average salary
- **15.2%** 5-year growth rate*



AGTECH

\$1.2 BILLION

CONTRIBUTED TO GROSS REGIONAL PRODUCT

- **302** companies
- **7,140** employees
- **\$134,000** average salary
- **17.2%** 5-year growth rate*



TECHNOLOGY

\$14.6 BILLION

CONTRIBUTED TO GROSS REGIONAL PRODUCT

- **3,916** companies
- **59,900** employees
- **\$121,000** average salary
- **17.6%** 5-year growth rate*

*2012-2017.



LIFE SCIENCES

\$9.8 BILLION

CONTRIBUTED TO GROSS REGIONAL PRODUCT

- **569** companies
- **24,150** employees
- **\$142,000** average salary
- **12%** employment growth rate*
- **4,400** annual life science graduates

CLEANTECH

\$4.6 BILLION

CONTRIBUTION TO GROSS REGIONAL PRODUCT

- **1,859** companies
- **26,950** employees
- **\$113,000** average salary
- **24.4%** 5-year growth rate*

STARTUP ECOSYSTEM

Business, academia and government converge in the Research Triangle Region to create an innovative environment and hub for entrepreneurs. The region's low cost of living combined with its co-working spaces, startup incubators, networking opportunities and local tech expertise fosters an innovative startup ecosystem.



HQ RALEIGH

- Four locations in the region
- Members raised more than \$58 million dollars and generated more than \$79 million in revenue in 2018
- 500 jobs created in 2018
- Over 300 companies and 750 members
- 350 visitors per day; 10,000 per month
- 103K sq. ft. of space including a new location on NCSU Centennial Campus

FRONTIER RTP

- The only free co-working space in North Carolina
- Flexible, affordable lab and office space for startups
- Home to more than 100 growing companies
- Provides educational resources, fitness classes and networking opportunities
- Central to Raleigh, Durham and Chapel Hill

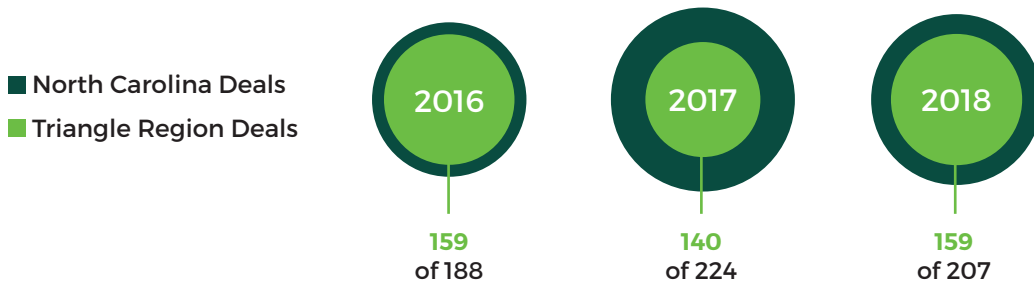


AMERICAN UNDERGROUND

- 935+ companies connected (and counting...)
- 31% of companies are female-led
- 30% of companies are led by a person of color
- 83% of AU companies have earned revenue
- \$158M total funding raised by AU companies since 2014
- 3,156+ new Triangle startup jobs

Entrepreneurial Funding Raised

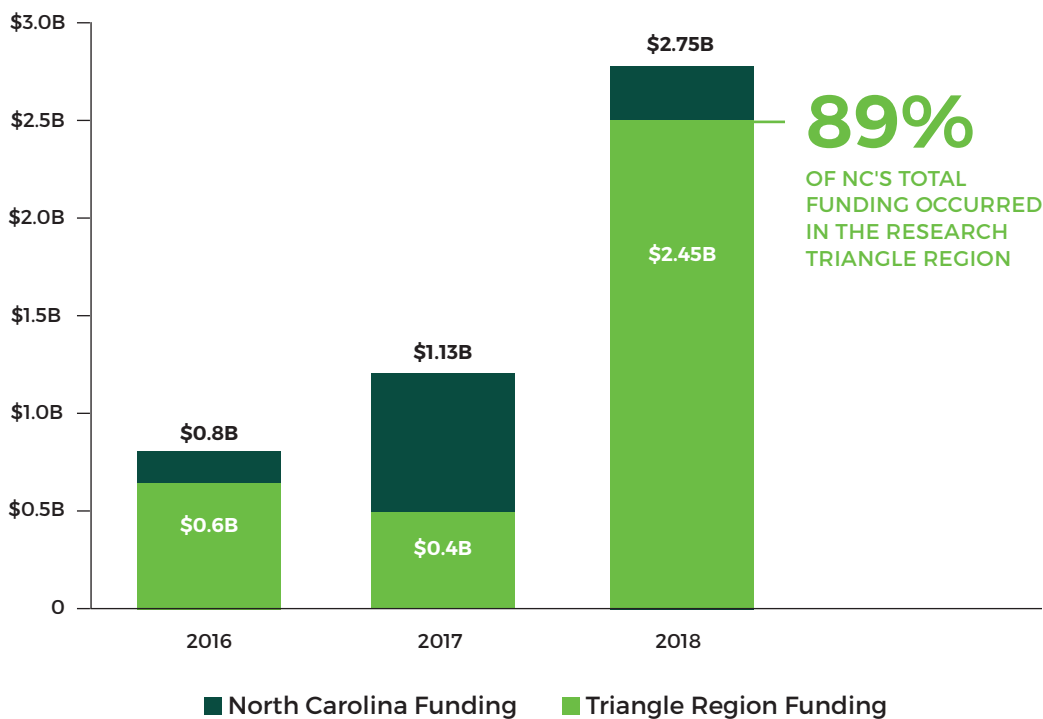
Number of Deals



77%

OF DEALS MADE IN NC
OCCURRED IN THE
TRIANGLE REGION

Amount of Funding



2,393+

STARTUPS ESTABLISHED
IN THE REGION



\$1.25B

A RECORD-BREAKING
FUNDING DEAL IN NC,
EPIC GAMES (CARY)

Data Source: Council for Entrepreneurial Development Innovators Report, 2016, 2017, 2018.



\$27.00

AVERAGE CLASS A RENTAL RATE
(39% BELOW NATIONAL AVERAGE)



1.2M

SQUARE FEET OF CO-WORKING
SPACE IN THE TRIANGLE

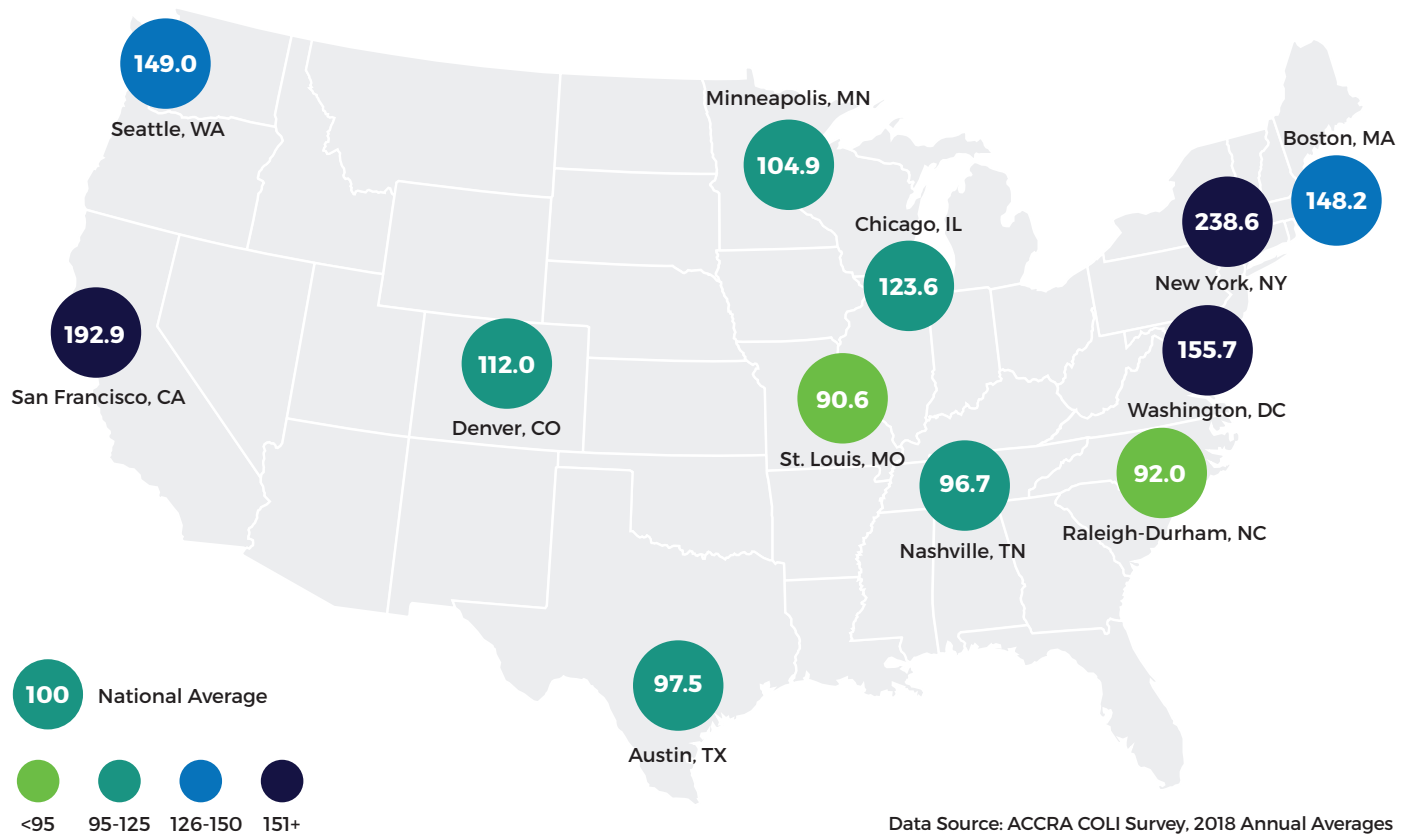


25+

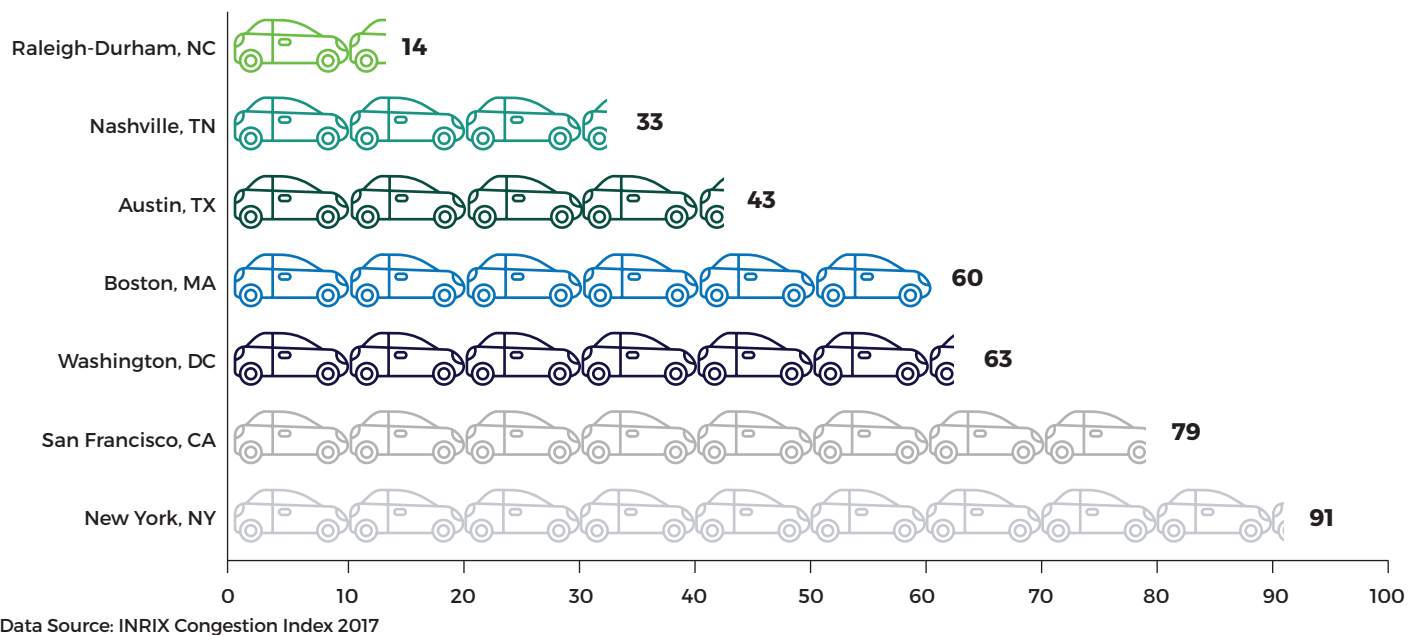
VENTURE CAPITAL & ANGEL
INVESTING FIRMS IN REGION

REGIONAL COMPARISON

Cost of Living Index, 2018

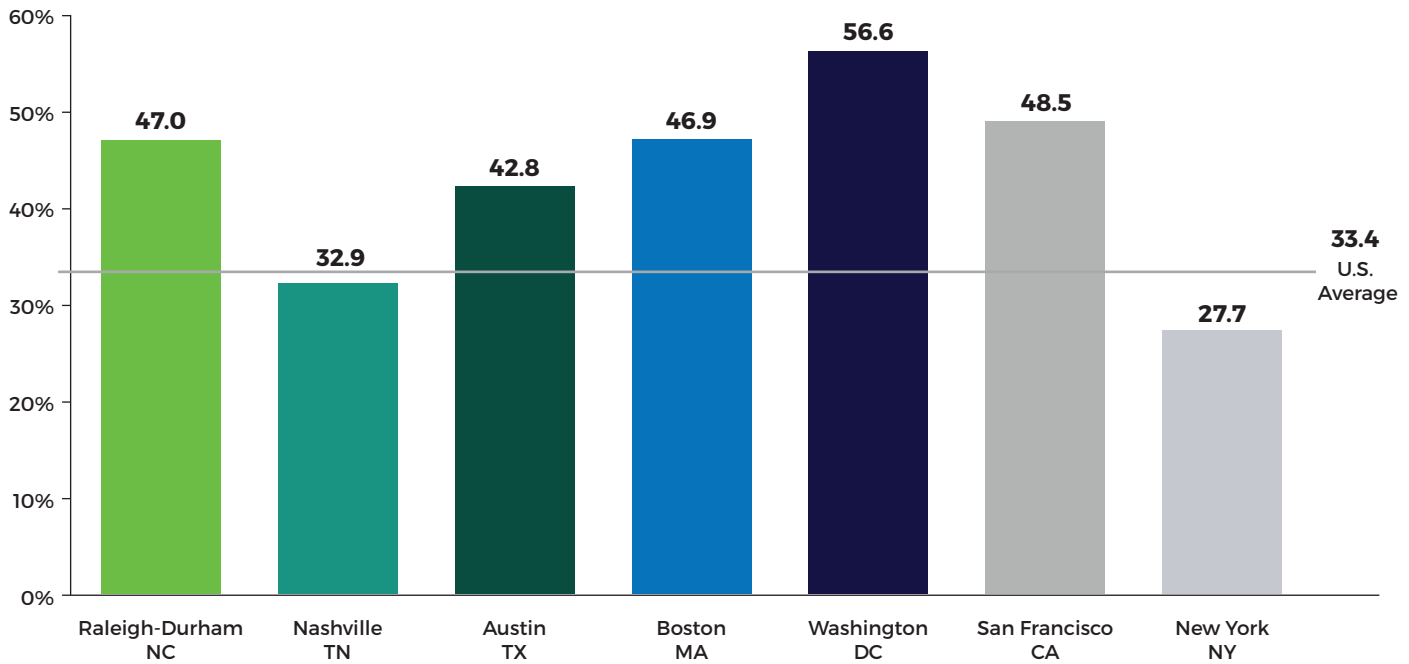


Average Annual Hours Spent in Traffic Congestion, 2017



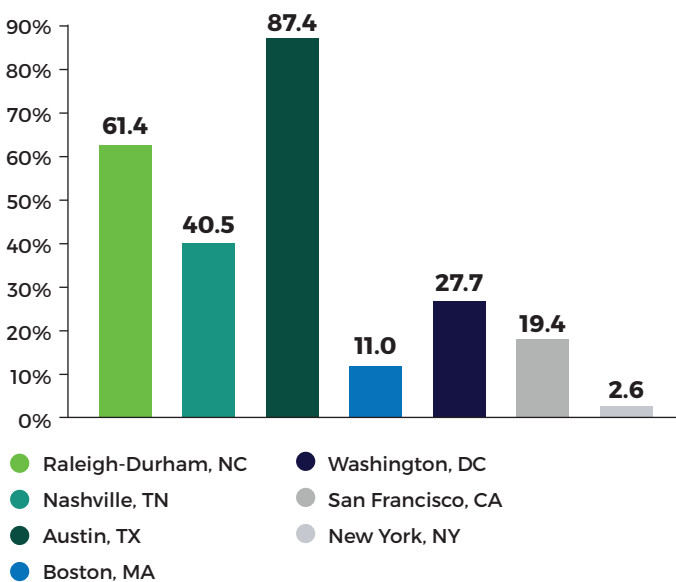
Educational Attainment

Population Over Age 25 with Bachelor's Degree or higher



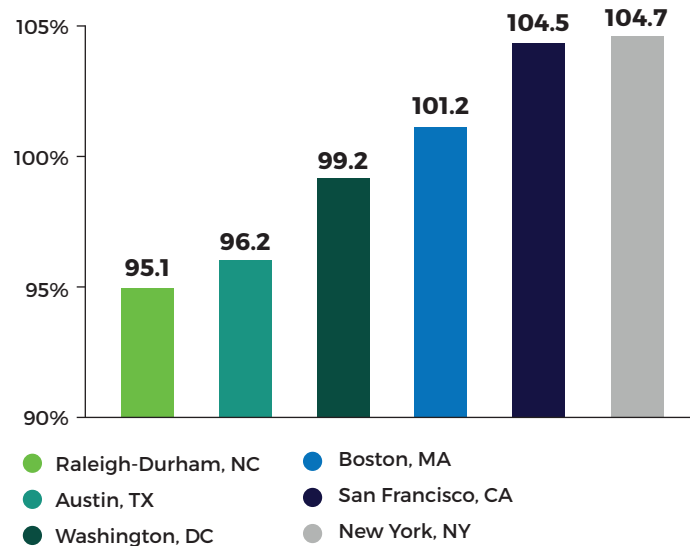
Data Source: U.S. Census Bureau. 2018. Accessed through American Factfinder2. S1501

Projected Population Growth, 2016-2046



Data Source: U.S. Conference of Mayors. 2017. "Metro Economics: Past and Future Employment"

Cost of Doing Business Index, 2016



Data Source: KPMG. 2016. "Competitive Alternatives: KPMG's Guide to International Business Locations Costs."

YOUR DESTINATION FOR GROWTH

